


CT7
CT7 Alternating Current Disk Ceramic Capacitor
Automotive Grade



Feature

GB/T 6346.14-2015/IEC 60384.14-2005 AEC-Q200 REV D
 Comply with GB/T 6346.14-2015/IEC 60384.14-2005 and AEC-Q200 Rev D certification standards.
 MIL-STD-202 Method 204 AEC-Q200
 Excellent vibration resistance, meet the standard MIL-STD-202 Method 204, AEC-Q200
 JESD22 Method JA-104 AEC-Q200
 Excellent fast temperature change performance, meet the JESD22 Method Ja-104, AEC-Q200

Application

It is suitable for cross power line connection, antenna coupling, by-pass, filter and so on in electronic equipment

Part Number

Coding	CT7-	B	5	Y5P	0	D	221	K	T	E	CHG
Segment number	1	2	3	4	5	6	7	8	9	10	11
											Manufacturer's internal code

1 Product Type

CT7-	Alternating Current Disk Ceramic Capacitor Automotive Grade
------	---

2 Rated Voltage and the code

code	B	C
Voltage	300VAC	500VAC

3 Diameter Code

code	4	5	6	7	8	9
Finished dimension	7.0max	8.0max	9.0max	10.0max	11.0max	12.0max
code	10	11	12	13	14	15
Finished dimension	13.0max	14.0max	15.0max	16.0max	17.0max	18.0max

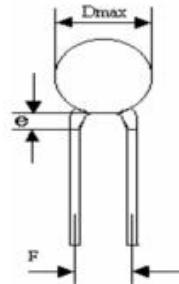
Temperature Characteristics

Material Code		Temperature Characteristics Temperature range	Capacity tolerance	Operating temperature range
Used code	EIA code			
Y5P	Y5P	-25 +85	±10%	-55 +125
Y5U	Y5U		+22 / -56%	
Y5V	Y5V		+22 / -82%	

5 Lead style

code	Foot type	Pictorial Representation	code	Foot type	Pictorial Representation
------	-----------	--------------------------	------	-----------	--------------------------

1 Straight
Long legs



7 Rated capacitance

Code	apacitance	Note The unit of standard capacitance if consisting of 3 digits,1st two digits stand for effective value of the Standard capacitance ; third digit indicates the number of zeros; R indicates decimal.
4R7	4.7pF	
330	33pF	
103	10000pF	

8 Capacitance Tolerance

code	K	M	S	Z
Tolerance	±10%	±20%	+50/-20%	+80%/-20%

9 Packing style

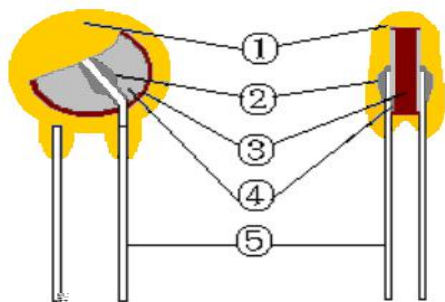
code	S	T
Packing style	Bulking	Taping

10 Epoxy color

code	E	F
Epoxy	Yellow	Blue

11 Automotive Grade Code

Product Structure



Encapsulation layer: Envelope: epoxy
Solder Joint: Solder Joint: lead-free solder
Electrode Ag / Cu
Ceramic body: ceramic medium
Electronic lead: Copper Wire

Capacity Range

Rated Voltage

Packaging

Bulking		Taping	
Minimum number of packaged products	Quantity packed in whole case	Minimum number of packaged products	Quantity packed in whole case
0.5Kpcs	30.0~60.0Kpcs	1.0Kpcs	10.0Kpcs

Product 's Storage

Product storage site to clean, dry and ventilated, no leakage, no pollution.

Products seldom directly on the ground, when stored for a long time to put on the bracket to moisture proof.

Note based on the stacking height of packing products to pile up.