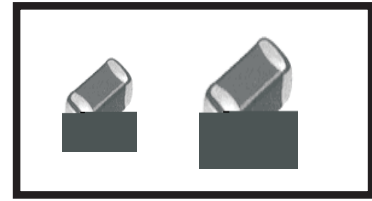


多層片式壓敏電阻器 (MLV) MULTILAYER CHIP VARISTORS

(MLV) MULTILAYER CHIP VARISTORS

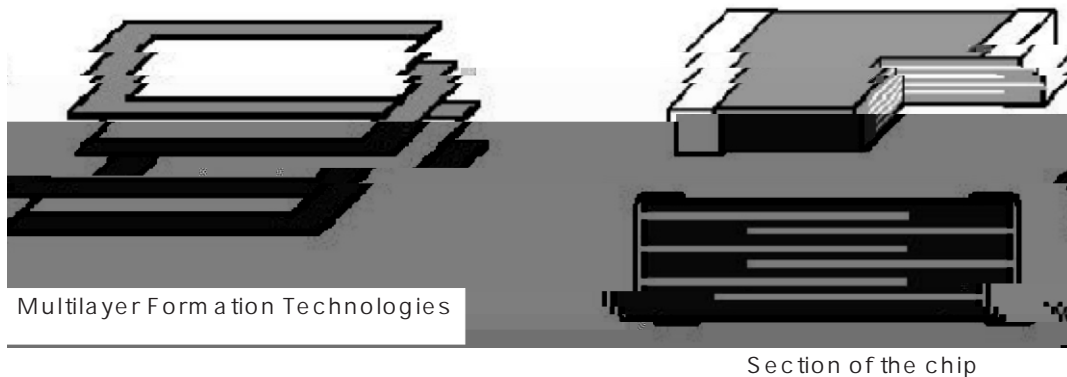


MLV

< 0.5ns

ESD

Multilayer Chip Varistors (MLV) are Transient Voltage Suppressors (TVS) which manufactured from semiconducting ceramics by the highly advanced multilayer formation technologies, which can offer rugged protection, excellent transient energy absorption and internal heat dissipation. The devices are leadless chip form, eliminating lead inductance and guaranteeing a faster speed of response time of less than 0.5ns, which makes them fast enough to ensure reliable protection against ESD pulse and other specific transient events. These transient suppression devices are significantly smaller footprints and lower profiles than traditional zener diodes or radial MOVs.



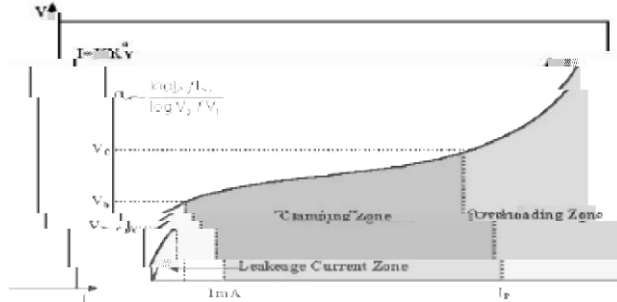
• FEATURES

- * 1005[0402] 1608[0603] 2012[0805] 3216[1206] 3225[1210] 4532[1812]
- * 8063[3225] 1080[4032]
- * Leadless 1005[0402], 1608[0603], 2012[0805], 3216[1206], 3225[1210], 4532[1812], 8063[3225] and 1080[4032] Chip Size
- * 55 125
- * -55 to +125 Operating Temperature Range
- * $V_{w(dc)}$ 3.3 615V
- * Operating Voltage Range $V_w(DC) = 3.3V$ to 615V
- * ESD
- * Inherent Bi-directional Clamping
- * Very Low Leakage Current
- * < 0.5ns
- * Low Inductance, Fast Response (Response time < 0.5ns)
- * Excellent Temperature Coefficient
- * Good Solderability (The electrode termination is selectable in plated)

INFORMATION FOR DESIGNER

Voltage Dependent Characteristic

Transient Voltage Suppressors (Varistors) are voltage-dependent electrical resistors with symmetrical V/I characteristic. Their resistance value decrease with increasing voltage, thus "short-circuiting" further rises in overvoltage.



TERMS AND DESCRIPTIONS

Working DC Voltage (Vw(DC))

This is the maximum continuous DC voltage, which may be applied up to the maximum operating temperature of the device. The rated DC operating voltage (working voltage) is also used as the reference point for leakage current. This voltage is always less than the breakdown voltage of the device.

Working AC Voltage (Vw(AC))

This is the maximum continuous sinusoidal rms voltage, which may be applied at any temperature up to the maximum operating temperature of the device.

Maximum Surge Current (Peak Current IP) (8/20µ s)

This is the maximum peak current, which may be applied for an 8/20µ s impulse, with rated line voltage also applied, without causing device failure. The pulse can be applied to the device in either polarity with the same confidence factor.

(Es) Maximum Surge Energy (Es) 10/1000µ s

This is the maximum rated transient energy which may be dissipated for a single current pulse at a specified impulse duration (10/1000µ s), with the rated DC or RMS voltage applied, without causing device failure.

I_L leakage (IL) at Rated DC Voltage 10^9 ($< 50\mu A$)
500µ A

In the non-conducting mode, the device is at a very high impedance (approaching 10^9 ohms) and appears as an almost open circuit in the system. The leakage current drawn at this level is very low ($< 50\mu A$ at ambient temperature) and, unlike the zener diode, the multilayer varistors have the added advantage that, when operated up to its maximum temperature, its leakage current will not increase above 500µ A.

Varistor Voltage (VB(DC))

1mA

This is the voltage at which the device changes from the off state to the on state and enters its conduction mode of operation. The voltage is usually characterized at the 1mA point

Clamping Voltage (Vc) 8/20µ s

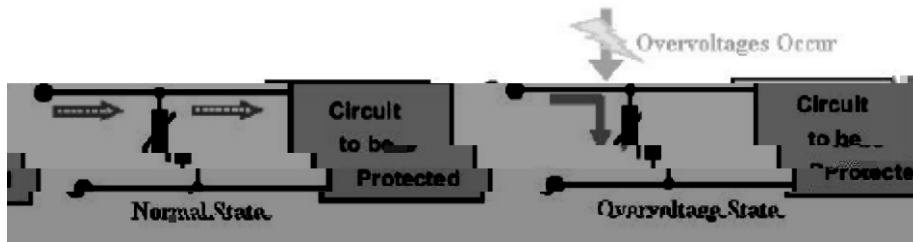
its characteristic

多層片式壓敏電阻器 (MLV) MULTILAYER CHIP VARISTORS

• APPLICATION

The Prevention of Overvoltage

When the voltage increases above the threshold of MLV, the suppressor will draw a rapidly increasing current, and then the overvoltage is considerably attenuated away from the protection of the equipments should be supplemented by including specific components that will raise the withstand capabilities to the required level. Varistors provide protection against all kind of overvoltage and prevent electronic equipment from being damaged by transient events.



Specific Application

- EFT
Suppression of Inductive Switching or Other Transient Events Such as EFT and Surge Voltage at the Circuit Board Level.
- ESD
Protection of Components and Circuits Sensitive to ESD Transients Occurring on Power supplies, Control and Signal Lines.
- IC CMOS MOSFET
Provides On-Board Transient Voltage Protection for ICs, CMOS and MOSFET.
- TVS
Replace Larger Surface Mount TVS Zeners in Many Applications
- Used to Help Achieve Electromagnetic Compliance of End Products

• PART NUMBER IDENTIFICATION

* Multilayer Chip Varistor

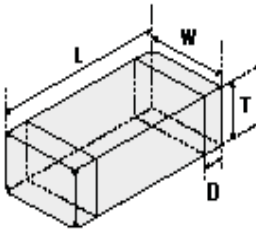
FPV 160808 G 3R3 P M T

Product Code		(L x W x T) (mm) Dimensions		Product Series		Working DC Voltage		Termination		Tolerance		Packaging Style	
FPV	Multilayer Chip Varistor	100505	1.0 x 0.5 x 0.5	E	High energy absorb type	3R3	3.3V	P	Plated	K	± 10%	T	Tape & Reel
		160808	1.6 x 0.8 x 0.8							L	± 15%		
		201209	2.0 x 1.2 x 0.9			S	High speed type			240	24V	M	± 20%
		321611	3.2 x 1.6 x 1.1										
		322513	3.2 x 2.5 x 1.3										
		453215	4.5 x 3.2 x 1.5	G	General type								
		5750	5.7 x 5.0										
8063	8.0 x 6.3												
		1080	10.2 x 8.0										

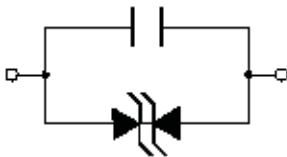


SHAPE AND DIMENSIONS & EQUIVALENT CIRCUIT

(Unit): mm /inch



Equivalent circuit



Part Number	L	W	T	D
100505 (0402)	1.0± 0.15 (0.040± 0.006)	0.5± 0.15 (0.020± 0.006)	0.5± 0.15 (0.020± 0.006)	0.25± 0.10 (0.010± 0.004)
160808 (0603)	1.6± 0.2 (0.063± 0.008)	0.8± 0.2 (0.031± 0.008)	0.8± 0.2 (0.031± 0.008)	0.3± 0.2 (0.01± 0.008)
201209 (0805)	2.0± 0.2 (0.079± 0.008)	1.2± 0.2 (0.047± 0.008)	0.9± 0.2 (0.047± 0.008)	0.5± 0.3 (0.020± 0.012)
321611 (1206)	3.2± 0.2 (0.126± 0.008)	1.6± 0.2 (0.063± 0.008)	1.1± 0.2 (0.043± 0.008)	0.5± 0.3 (0.020± 0.012)
322513 (1210)	3.2± 0.2 (0.126± 0.008)	2.5± 0.2 (0.098± 0.008)	1.3± 0.2 (0.051± 0.008)	0.5± 0.3 (0.020± 0.012)
453215 (1812)	4.5± 0.2 (0.180± 0.008)	3.2± 0.2 (0.126± 0.008)	1.5± 0.2 (0.060± 0.008)	0.5± 0.3 (0.020± 0.012)
5750 2220	5.7± 0.3 (0.22± 0.012)	5.0± 0.3 (0.20± 0.012)	1.0~ 2.5 (0.050~ 0.100)	0.7± 0.3 (0.028± 0.012)
8063 3225	8.0± 0.3 (0.32± 0.012)	6.3± 0.3 (0.250± 0.012)	1.0~ 2.5 (0.050~ 0.100)	0.7± 0.3 (0.028± 0.012)
1080 4032	10.2± 0.3 (0.400± 0.012)	8.0± 0.3 (0.320± 0.012)	1.0~ 2.5 (0.050~ 0.100)	0.7± 0.3 (0.028± 0.012)

SPECIFICATION

Multilayer Chip Varistor General Series

FPV

General Series is a major series of FPV Multilayer Chip Varistors (MLV), which can provide widely working voltage, high reliability and suppress varies transient event

IC

I Protection from transient voltage noise in all kinds of IC

I/O ESD EFT

I Protection from ESD, EFT and surge in power I/O port

I Replacement of zener diode

1005 (0402) TYPE

1005 PART Number	Working voltage		Varistor voltage @ 1mA DC		Maximum Clamping Voltage 8/20µ s 1A	Energy Absorb 10/1000µ s	Peak Current 8/20µ s	Typical Capacitance @ 1MHz
	DC	AC	VB	VB				
	Volts	Volts			Volts	Joules	Amps	pF
FPV100505G3R3PMT	3.3	2.5	5	± 20%	14	0.05	20	300
FPV100505G5R6PLT	5.6	4	8	± 15%	19	0.05	20	250
FPV100505G8R0PLT	8	5.7	12	± 15%	27	0.05	20	230
FPV100505G9R0PLT	9	6.4	13	± 15%	30	0.05	20	200
FPV100505G110PLT	11	7.8	16	± 15%	33	0.05	20	180
FPV100505G120PLT	12	8.5	18	± 15%	34	0.05	20	150
FPV100505G140PKT	14	10	20	± 10%	35	0.05	20	120
FPV100505G160PKT	16	11.3	22	± 10%	39	0.05	20	100
FPV100505G180PKT	18	12.7	25	± 10%	44	0.05	20	90

3216(1206) TYPE

3216 PART Number	Working voltage		Varistor voltage @ 1mA DC		Maximum Clamping Voltage 8/20µ s 1A	Energy Absorb 10/1000µ s	Peak Current 8/20µ s	Typical Capacitance @ 1MHz
	DC	AC	VB	VB				
	Volts	Volts			Volts	Joules	Amps	pF
FPV321611G3R3PMT	3.3	2.5	5	± 20%	14	0.1	40	750
FPV321611G5R6PLT	5.6	4	8	± 15%	19	0.1	40	700
FPV321611G8R0PLT	8	5.7	12	± 15%	27	0.1	40	650
FPV321611G9R0PLT	9	6.4	13	± 15%	30	0.1	40	600
FPV321611G110PLT	11	7.8	16	± 15%	33	0.1	35	500
FPV321611G120PLT	12	8.5	18	± 15%	34	0.1	35	450
FPV321611G140PKT	14	10	20	± 10%	35	0.1	35	350
FPV321611G160PKT	16	11.3	22	± 10%	39	0.11	35	300
FPV321611G180PKT	18	12.7	25	± 10%	44	0.1	35	270
FPV321611G220PKT	22	15.6	30	± 10%	53	0.1	35	250
FPV321611G240PKT	24	17	33	± 10%	58	0.1	35	230
FPV321611G260PKT	26	18.4	36	± 10%	63	0.1	35	220
FPV321611G300PKT	30	21.2	42	± 10%	74	0.1	35	200
FPV321611G330PKT	33	23.3	45	± 10%	79	0.1	35	180
FPV321611G380PKT	38	27	51	± 10%	90	0.1	35	160
FPV321611G420PKT	42	30	56	± 10%	99	0.1	35	150
FPV321611G480PKT	48	34	62	± 10%	110	0.1	35	120
FPV321611G560PKT	56	40	72	± 10%	127	0.1	35	110
FPV321611G600PKT	60	45	76	± 10%	134	0.1	35	100
FPV321611G680PKT	68	48	86	± 10%	151	0.1	35	90

MULTILAYER CHIP VARISTOR HIGH ENERGY ABSORB SERIES

High Energy Absorb Series is design to absorb the high energy transient voltage in circuit, which provide high rate current, highly energy absorb ability and fast response speed

Application

EFT

Suppression of Inductive Switching or Other Transient Events Such as EFT and Surge Voltage at the Circuit Board Level.

ESD

Protection of Components and Circuits Sensitive to ESD Transients Occurring on Power supplies, Control and Signal Lines.

IC CMOS MOSFET

Provides On-Board Transient Voltage Protection for ICs, CMOS and MOSFET.

TVS

Replace Larger Surface Mount TVS Zeners in Many Applications

FPV 453215E				
FPV 453215E220PKT				
FPV 453215E240PKT				
FPV 453215E260PKT				
FPV 453215E300PKT				
FPV 453215E330PKT	33			
FPV 453215E380PKT	38			
FPV 453215E420PKT	42	30		
FPV 453215E480PKT	48	34		
FPV 453215E560PKT	56	40	75	
FPV 453215E600PKT	60	45	76	
FPV 453215E680PKT	68	48	86	±

5750 2220 TYPE

5750 PART Number	Working voltage		Varistor voltage @ 1mA DC		Max Clamp Voltage 8/20μ s 1A
	DC	AC	VB	VB	
	Volts	Volts	VB	VB	
	18	12.7	25	± 10%	44
	22	15.6	30	± 10%	53
	24	17	33	± 10%	58
	26	18.4	36	± 10%	63
	30	21.2	42	± 10%	74
	33	23.3	45	± 10%	79
	38	27	51	± 10%	90
	42	30	56	± 10%	99
	48	34	62	± 10%	110
	56	40	72	± 10%	127
	60	45	76	± 10%	134
	68	48	86	± 10%	151

多層片式壓敏電阻器 (MLV) MULTILAYER CHIP VARISTORS

8063(3225) TYPE

8063 PART Number	Working voltage		Varistor voltage @ 1mA DC		Maximum Clamping Voltage 8/20μ s 1A	Energy Absorb 10/1000μ s	Peak Current 8/20μ s	Typical Capacitance @ 1MHz
	DC	AC	VB	VB				
	Volts	Volts			Volts	Joules	Amps	pF
FPV8063E14SKT	14	11	18	± 10%	35@ 1A	0.3	100	4000
FPV8063E18SKT	18	14	22	± 10%	44@ 1A	0.4	100	3500
FPV8063E22SKT	22	17	27	± 10%	53@ 1A	0.5	100	3000
FPV8063E26SKT	26	20	33	± 10%	63@ 1A	0.6	100	2600
FPV8063E31SKT	31	25	39	± 10%	69@ 1A	0.7	100	2200
FPV8063E38SKT	38	30	47	± 10%	90@ 1A	0.9	100	1800
FPV8063E45SKT	45	35	56	± 10%	99@ 1A	1.1	100	1500
FPV8063E56SKT	56	40	68	± 10%	127@ 1A	1.3	100	1200
FPV8063E65SKT	65	50	82	± 10%	144@ 5A	1.8	400	1100
FPV8063E85SKT	85	60	100	± 10%	176@ 5A	2.2	400	950
FPV8063E100SKT	100	75	120	± 10%	211@ 5A	2.5	400	800
FPV8063E125SKT	125	95	150	± 10%	264@ 5A	3.4	400	650
FPV8063E150SKT	150	115	180	± 10%	317@ 5A	3.6	400	550
FPV8063E170SKT	170	130	205	± 10%	361@ 5A	4.2	400	400
FPV8063E180SKT	180	140	220	± 10%	387@ 5A	4.5	400	350
FPV8063E200SKT	200	150	240	± 10%	422@ 5A	4.9	400	250
FPV8063E225SKT	225	175	270	± 10%	475@ 5A	5.6	400	200
FPV8063E300SKT	300	230	360	± 10%	634@ 5A	7.2	400	90
FPV8063E320SKT	320	250	390	± 10%	686@ 5A	8.2	400	80
FPV8063E350SKT	350	275	430	± 10%	757@ 5A	8.6	400	75
FPV8063E385SKT	385	300	470	± 10%	827@ 5A	9.6	400	60

1080(4032) TYPE

1080 PART Number	Working voltage		Varistor voltage @ 1mA DC		Maximum Clamping Voltage 8/20μ s 1A	Energy Absorb 10/1000μ s	Peak Current 8/20μ s	Typical Capacitance @ 1MHz
	DC	AC	VB	VB				
	Volts	Volts			Volts	Joules	Amps	pF
FPV1080E14SKT	14	11	18	± 10%	35@ 2.5	0.8	250	5000
FPV1080E18SKT	18	14	22	± 10%	44@ 2.5	0.9	250	4500
FPV1080E22SKT	22	17	27	± 10%	53@ 2.5	1.1	250	4000
FPV1080E26SKT	26	20	33	± 10%	63@ 2.5	1.3	250	3500
FPV1080E31SKT	31	25	39	± 10%	69@ 2.5	1.6	250	3000
FPV1080E38SKT	38	30	47	± 10%	90@ 2.5	2.0	250	2800
FPV1080E45SKT	45	35	56	± 10%	99@ 2.5	2.5	250	2500
FPV1080E56SKT	56	40	68	± 10%	127@ 2.5	3.0	250	2000
FPV1080E65SKT	65	50	82	± 10%	144@ 10A	4.2	1200	1900
FPV1080E85SKT	85	60	100	± 10%	176@ 10A	4.8	1200	1700
FPV1080E100SKT	100	75	120	± 10%	211@ 10A	5.9	1200	1500
FPV1080E125SKT	125	95	150	± 10%	264@ 10A	7.6	1200	1350
FPV1080E150SKT	150	115	180	± 10%	317@ 10A	8.4	1200	1000
FPV1080E170SKT	170	130	205	± 10%	361@ 10A	9.5	1200	900
FPV1080E180SKT	180	140	220	± 10%	387@ 10A	10.0	1200	800
FPV1080E200SKT	200	150	240	± 10%	422@ 10A	11.0	1200	700
FPV1080E225SKT	225	175	270	± 10%	475@ 10A	13.0	1200	500
FPV1080E300SKT	300	230	360	± 10%	634@ 10A	17.0	1200	220
FPV1080E320SKT	320	250	390	± 10%	686@ 10A	19.0	1200	200
FPV1080E350SKT	350	275	430	± 10%	757@ 10A	21.0	1200	140
FPV1080E385SKT	385	300	470	± 10%	827@ 10A	23.0	1200	110
FPV1080E615SKT	615	460	750	± 10%	1320@ 10A	36.0	600	55

8063 1080

18-----18V 225-----225V

Remark: The working DC voltage of 8063 and 1080 part number are identified as: 18-----18V 225-----225V



Multilayer Chip Varistor High Speed Series

FPV

ESD EFT

The Multilayer High-Speed Series is a very low capacitance extension to the FPV family of Transient Voltage Suppressor available in 1005, 1608 and 2012 surface mount chip.

The High Speed series provides protection from ESD and EFT in high speed data-line and other high frequency applications.

- I/O Data, Diagnostic I/O Ports
- USB Universal Serial Bus (USB)
- Video & Audio Ports
- Portable/Hand-Held Products
- / Mobile Communications/Cellular Phones
- /DSP Computer/DSP Products
- Industrial Instruments Including Medical

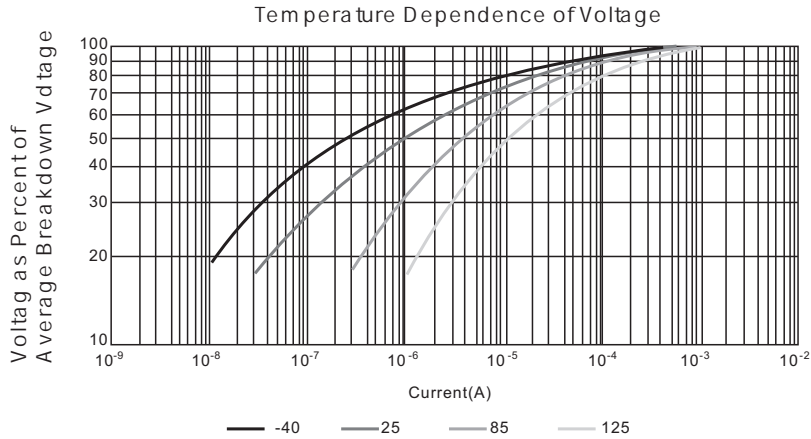
1005(0402) TYPE

1005 PART Number	Working voltage		Varistor voltage @ 1mA DC		Maximum Clamping Voltage 8/20µ s 1A	Energy Absorb 10/1000µ s	Peak Current 8/20µ s	Typical Capacitance @ 1MHz
	DC	AC	VB	VB				
	Volts	Volts			Volts	Joules	Amps	pF
FPV100505S3R3PMT	3.3	2.5	7	± 20%	15	0.05	20	70
FPV100505S5R6PLT	5.6	4	11	± 15%	24	0.05	20	45
FPV100505S8R0PLT	8	5.7	14	± 15%	31	0.05	20	30
FPV100505S9R0PLT	9	6.4	15	± 15%	33	0.05	20	26
FPV100505S110PLT	11	7.8	18	± 15%	40	0.05	20	24
FPV100505S120PLT	12	8.5	20	± 15%	44	0.05	20	20
FPV100505S140PKT	14	10	22	± 10%	49	0.05	20	18
FPV100505S160PKT	16	11.3	24	± 10%	53	0.05	20	15
FPV100505S180PKT	18	12.7	27	± 10%	60	0.05	20	15

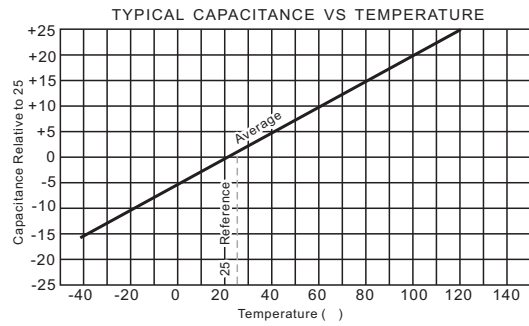
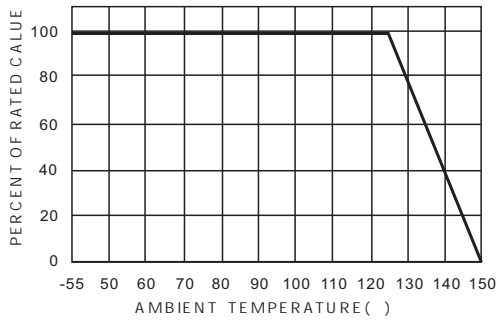
1608(0603) TYPE

1608 PART Number	Working voltage		Varistor voltage @ 1mA DC		Maximum Clamping Voltage 8/20µ s 1A	Energy Absorb 10/1000µ s	Peak Current 8/20µ s	Typical Capacitance @ 1MHz
	DC	AC	VB	VB				
	Volts	Volts			Volts	Joules	Amps	pF
FPV160808S3R3PMT	3.3	2.5	7	± 20%	15	0.05	20	180
FPV160808S5R6PLT	5.6	4	11	± 15%	24	0.05	20	110
FPV160808S8R0PLT	8	5.7	14	± 15%	31	0.05	20	80
FPV160808S9R0PLT	9	6.4	15	± 15%	33	0.05	20	70
FPV160808S110PLT	11	7.8	18	± 15%	40	0.05	20	60
FPV160808S120PLT	12	8.5	20	± 15%	44	0.05	20	55
FPV160808S140PKT	14	10	22	± 10%	49	0.05	20	50
FPV160808S160PKT	16	11.3	24	± 10%	53	0.05	20	45
FPV160808S180PKT	18	12.7	27	± 10%	60	0.05	20	40
FPV160808S220PKT	22	15.6	32	± 10%	71	0.05	20	30
FPV160808S240PKT	24	17	35	± 10%	77	0.05	20	25
FPV160808S260PKT	26	18.4	38	± 10%	84	0.05	20	25
FPV160808S300PKT	30	21.2	44	± 10%	97	0.05	20	20
FPV160808S680PKT	68	48	88	± 10%	194	0.05	20	17

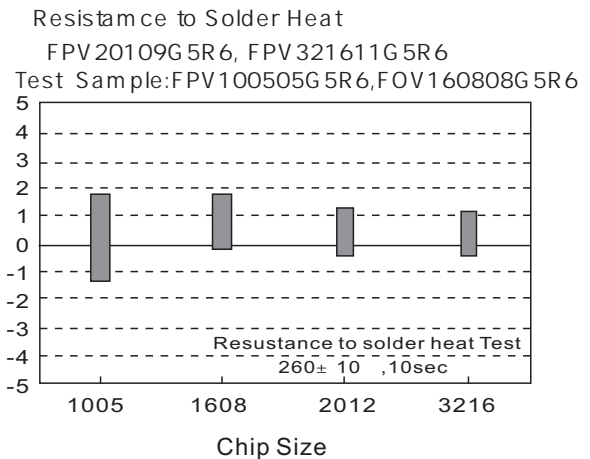
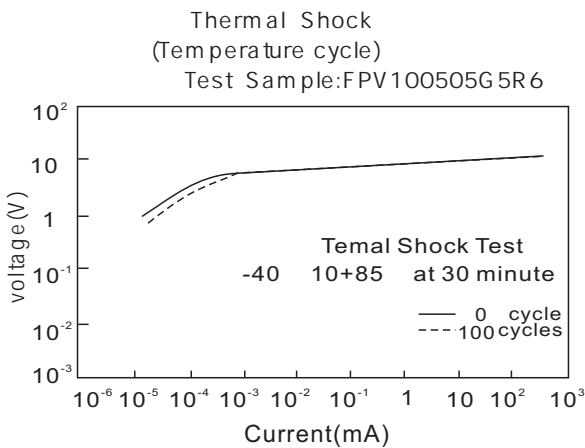
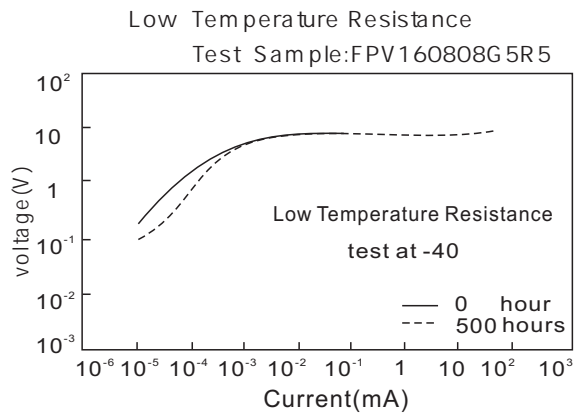
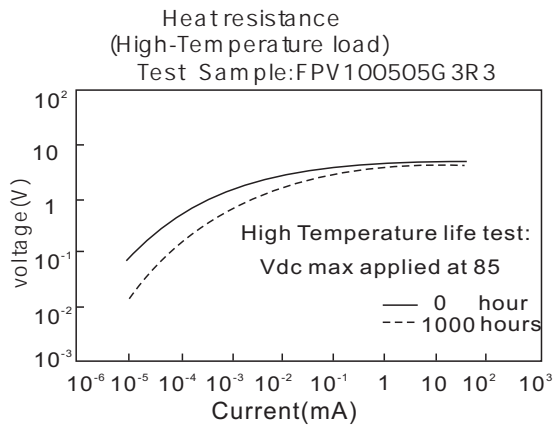
• VB VS. TEMPERATURE



• ENERGY AND CAPACITANCE VS. TEMPERATURE



• RELIABILITY TEST DATA



多層片式壓敏電阻器 (MLV) MULTILAYER CHIP VARISTORS

Ultra-low capacitance Chip Varistor

FPV

Ultra-low capacitance varistors are FPV high-speed series, its lower capacity and faster response.

- I/O Data, Diagnostic I/O Ports
- USB Universal Serial Bus (USB)
- Video & Audio Ports
- Portable/Hand-held products
- Mobile communications/Cellular Phones
- computer/DSP Products
- Industrial Instruments Including Medical
- LCD Monitor

PART NUMBER IDENTIFICATION

FPV 160808 S 3R3 P M T 070

Product Code		(L x W x T) (mm) Dimensions		Product Series		Working DC Voltage		Termination		Tolerance		Packaging Style	
FPV	Multilayer Chip Varistor	100505	1.0 x 0.5 x 0.5	S	High speed type	3R3	3.3V	P	Plated	M	± 20%	T	Tape & Reel
		160808	1.6 x 0.8 x 0.8			180	18V					B	Bulk

Capacitance	
070	7PF
150	15PF

PART Number	Working voltage		Varistor voltage @ 1mA DC		Maximum Clamping Voltage 8/20µs 1A	Energy Absorb 10/1000µs	Peak Current 8/20µs	Typical Capacitance @ 1MHz
	DC	AC	VB	VB				
	Volts	Volts			Volts	Joules	Amps	pF
FPV100505S3R3PMT150	3.3	2.5	7	± 20%	20	0.01	6	10.5- 19.5
FPV100505S5R6PMT150	5.6	4	11	± 20%	24	0.01	6	10.5- 19.5
FPV100505S180PMT030	18	12.7	120	± 20%	250	0.01	6	2.3- 4.3
FPV100505S180PMT070	18	12.7	27	± 20%	60	0.01	6	4.8- 8.8
FPV160808S3R3PMT150	3.3	2.5	7	± 20%	20	0.01	6	10.5- 19.5
FPV160808S5R6PMT150	5.6	4	11	± 20%	24	0.01	6	10.5- 19.5
FPV160808S180PMT030	18	12.7	120	± 20%	250	0.01	6	2.3- 4.3
FPV160808S180PMT070	18	12.7	27	± 20%	60	0.01	6	4.8- 8.8

Small size Super High Voltage Multilayer Chip Varistor

FEATURES

Multilayer monolithic construction suitable for high density mounting

Excellent clamping ratio and strong capability of voltage surge suppression

High voltage varistor, suitable for AC circuit

APPLICATIONS

LED

Lightning protection and voltage surge suppression for Power supply, Network Interface, LED Lighting.

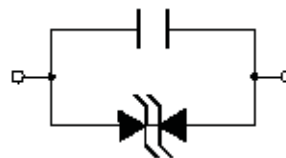
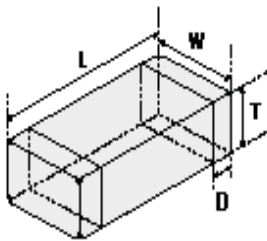
Can instead of the small diameter plug-in class varistor

PART NUMBER IDENTIFICATION

FPV 3225 H 385 P K T

Product Code		(L × W) (mm) Dimensions		Product Series		Working DC Voltage		Termination		Tolerance		Packaging Style	
FPV	Multilayer Chip Varistor	2016	2.2 × 1.7	H	Super High Voltage Type	150	150V	P	Plated	K	± 10%	T	Tape & Reel
		3216	3.2 × 1.6			385	385V						
		3225	3.2 × 2.5										
		4532	4.5 × 3.2										
		5750	5.7 × 5.0										

SHAPE AND DIMENSIONS & EQUIVALENT CIRCUIT



Equivalent circuit

(Unit): mm /inch

Part Number	L	W	T	D
2016 (0806)	2.2 ± 0.2 (0.087 ± 0.008)	1.7 ± 0.2 (0.077 ± 0.008)	1.8 Max (0.071)	0.25 ~ 0.75 (0.010 ~ 0.029)
3216 (1206)	3.2 + 0.6 / - 0.2 (0.126 + 0.024 / - 0.008)	1.6 + 0.4 / - 0.2 (0.063 + 0.016 / - 0.008)	1.9 Max (0.075)	0.25 ~ 0.75 (0.010 ~ 0.029)
3225 (1210)	3.2 + 0.6 / - 0.2 (0.126 + 0.024 / - 0.008)	2.5 + 0.4 / - 0.2 (0.098 + 0.016 / - 0.008)	2.6 Max (0.102)	0.25 ~ 0.75 (0.010 ~ 0.029)
4532 (1812)	4.5 + 0.6 / - 0.2 (0.177 + 0.024 / - 0.008)	3.2 + 0.5 / - 0.2 (0.126 + 0.02 / - 0.008)	2.8 Max (0.110)	0.30 ~ 0.80 (0.012 ~ 0.031)
5750 (2220)	5.7 + 0.6 / - 0.2 (0.224 + 0.024 / - 0.008)	5.0 + 0.5 / - 0.2 (0.197 + 0.02 / - 0.008)	2.8 Max (0.110)	0.40 ~ 0.90 (0.016 ~ 0.034)

多層片式壓敏電阻器 (MLV) MULTILAYER CHIP VARISTORS

2016(0806) TYPE

2016 PART Number	Working voltage		Varistor voltage @ 1mA DC		Maximum Clamping Voltage 8/20 μ s 1A	Energy Absorb 10/1000 μ s	Peak Current 8/20 μ s	Typical Capacitance @ 1MHz
	DC	AC	VB	VB				
	Volts	Volts	Volts	Volts	Joules	Amps	pF	
FPV2016H200PKT	200	150	240	$\pm 10\%$	360	0.36	100	40
FPV2016H225PKT	225	175	270	$\pm 10\%$	410	0.36	100	35
FPV2016H250PKT	250	195	300	$\pm 10\%$	450	0.36	80	32
FPV2016H300PKT	300	230	360	$\pm 10\%$	540	0.36	50	30
FPV2016H320PKT	320	250	390	$\pm 10\%$	590	0.36	50	25
FPV2016H350PKT	350	275	430	$\pm 10\%$	650	0.36	50	20

3216(1206) TYPE

3216 PART Number	Working voltage		Varistor voltage @ 1mA DC		Maximum Clamping Voltage 8/20 μ s 1A	Energy Absorb 10/1000 μ s	Peak Current 8/20 μ s	Typical Capacitance @ 1MHz
	DC	AC	VB	VB				
	Volts	Volts	Volts	Volts	Joules	Amps	pF	
FPV3216H200PKT	200	150	240	$\pm 10\%$	360	0.9	150	50
FPV3216H225PKT	225	175	270	$\pm 10\%$	410	0.9	150	45
FPV3216H250PKT	250	195	300	$\pm 10\%$	450	0.9	150	40
FPV3216H300PKT	300	230	360	$\pm 10\%$	540	0.9	80	35
FPV3216H320PKT	320	250	390	$\pm 10\%$	590	0.9	80	30
FPV3216H350PKT	350	275	430	$\pm 10\%$	650	0.9	80	30
FPV3216H385PKT	385	300	470	$\pm 10\%$	710	0.9	80	25

3225(1210) TYPE

3225 PART Number	Working voltage		Varistor voltage @ 1mA DC		Maximum Clamping Voltage 8/20 μ s 1A	Energy Absorb 10/1000 μ s	Peak Current 8/20 μ s	Typical Capacitance @ 1MHz
	DC	AC	VB	VB				
	Volts	Volts	Volts	Volts	Joules	Amps	pF	
FPV3225H200PKT	200	150	240	$\pm 10\%$	360	1.5	200	55
FPV3225H225PKT	225	175	270	$\pm 10\%$	410	1.5	200	50
FPV3225H250PKT	250	195	300	$\pm 10\%$	450	1.5	200	45
FPV3225H300PKT	300	230	360	$\pm 10\%$	540	1.5	150	40
FPV3225H320PKT	320	250	390	$\pm 10\%$	590	1.5	150	40
FPV3225H350PKT	350	275	430	$\pm 10\%$	650	1.5	150	35
FPV3225H385PKT	385	300	470	$\pm 10\%$	710	1.5	150	30

4532(1812) TYPE


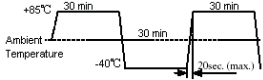
4532 PART Number	Working voltage		Varistor voltage @ 1mA DC		Maximum Clamping Voltage 8/20 μ s 1A	Energy Absorb 10/1000 μ s	Peak Current 8/20 μ s	Typical Capacitance @ 1MHz
	DC	AC	VB	VB				
	Volts	Volts	Volts	Volts	Joules	Amps	pF	
FPV4532H200PKT	200	150	240	$\pm 10\%$	360	4.5	200	70
FPV4532H225PKT	225	175	270	$\pm 10\%$	410	4.5	200	65
FPV4532H250PKT	250	195	300	$\pm 10\%$	450	5.0	200	60
FPV4532H300PKT	300	230	360	$\pm 10\%$	540	5.5	150	55
FPV4532H320PKT	320	250	390	$\pm 10\%$	590	6.0	150	50
FPV4532H350PKT	350	275	430	$\pm 10\%$	650	6.0	150	45
FPV4532H385PKT	385	300	470	$\pm 10\%$	710	6.5	150	40

5750(2220) TYPE

5750 PART Number	Working voltage		Varistor voltage @ 1mA DC		Maximum Clamping Voltage 8/20 μ s 1A	Energy Absorb 10/1000 μ s	Peak Current 8/20 μ s	Typical Capacitance @ 1MHz
	DC	AC	VB	VB				
	Volts	Volts			Volts	Joules	Amps	pF
FPV5750H200PKT	200	150	240	$\pm 10\%$	360	4.5	500	80
FPV5750H225PKT	225	175	270	$\pm 10\%$	410	4.5	500	70
FPV5750H250PKT	250	195	300	$\pm 10\%$	450	5.0	500	60
FPV5750H300PKT	300	230	360	$\pm 10\%$	540	5.5	400	55
FPV5750H320PKT	320	250	390	$\pm 10\%$	590	6.0	400	50
FPV5750H350PKT	350	275	430	$\pm 10\%$	650	6.0	400	45
FPV5750H385PKT	385	300	470	$\pm 10\%$	710	6.5	400	40

• RELIABILITY TESTING

	Item	Specified value	Test methods
1	Operating temperature range	-55 to +125	
2	Storage temperature range	-10 to +40	
3	Solderability	90% At least 90% of terminal electrode is covered by new solder	120 ~150 preheating temperature:100 ~150 1 Preheating time:60S : 245 ± 5 Solder temperature: 245 ± 5 5 ± 1 Duration:5S± 1S 3~5 Flux: immersion into methanol solution with colophony for 3 to 5 secretary.
4	Resistance to soldering	1 No damage such as cracks should be caused in chip element 2 3 ± 10% Varistor voltage change within± 10%.	
5	Terminal Strength	1 The terminal electrode shall not be broken off nor the chip element	
6	Flextrue strength	No mechanical damage.	
7			

NO.	Item	Specified value	Test methods
8	Loading at low temperature	1 No mechanical damage. 2 $\pm 10\%$ Varistor voltage change within $\pm 10\%$.	-55 ± 2 Temperature: -40 ± 2 1000_{-0}^{+24} Duration: 1000_{-0}^{+24} hrs
9	High temperature load	1 No mechanical damage. 2 $\pm 10\%$ Varistor voltage change within $\pm 10\%$.	85 ± 2 Temperature: 85 ± 2 1000_{-0}^{+24} Duration: 1000_{-0}^{+24} hrs Bias at Working Voltage Vdc. 85°C  Room temperature
10	Static Humidity	1 No mechanical damage. 2 $\pm 10\%$ Varistor voltage change within $\pm 10\%$.	$90 \sim 95\% \text{ RH}$ Humidity: 90 to $95\% \text{ RH}$ 60 ± 2 Temperature: 40 ± 2 1000_{-0}^{+24} Duration: 1000_{-0}^{+24} hrs
11	Vibration	1 No mechanical damage. 2 $\pm 5\%$ Varistor voltage change within $\pm 5\%$.	$10 \sim 55 \sim 10\text{Hz}$ Frequency 10 to 55 to 10Hz 1.5mm Amplitude: 1.5mm X Y Z Directions: 2hrs each in X, Y, Z direction
12	Thermal shock	1 No mechanical damage. 2 $\pm 5\%$ Varistor voltage change within $\pm 5\%$.	-55 30 ± 3 $+125$ 30 ± 3 Temperature: -55 for $30 \pm 3\text{min}$ $+125$ for $30 \pm 3\text{min}$ 20 Transforming interval: max 20sec 32 Number of cycles: 32  Ambient Temperature

Note: When there are questions concerning, measurement shall be made after 24 ± 2 hrs of recovery under the standard condition.

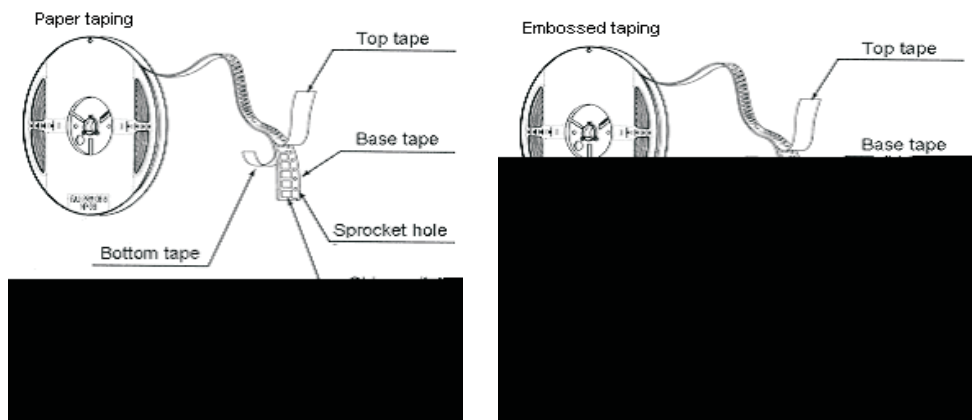
多層片式壓敏電阻器 (MLV) MULTILAYER CHIP VARISTORS

- PACKAGING
- STANDAE QUANTITY

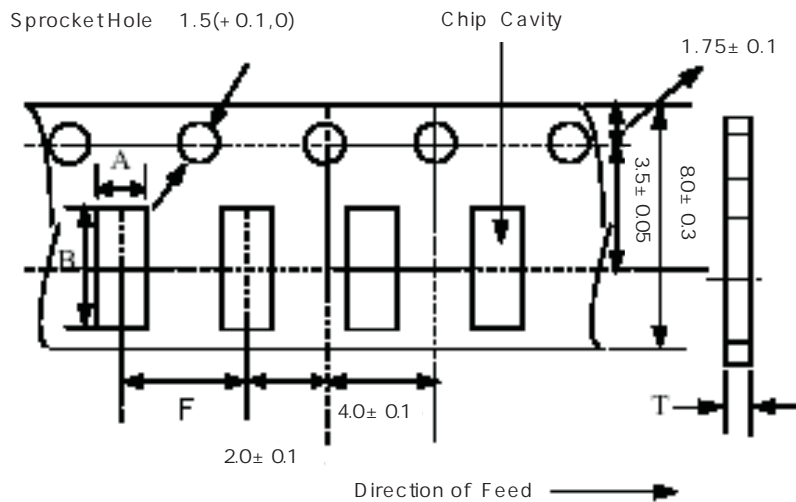
TYPE	100505	160808	201209	321611	322513	453215	5750	8063	1080
Quantity (PCS)	10000	4000	4000	3000	3000	3000	3000	2500	2500

TYPE	2016H	3216H	3225H	4532H	5750H
Quantity (PCS)	2000	2000	1500	2000	2000

- TAPING DRAWINGS



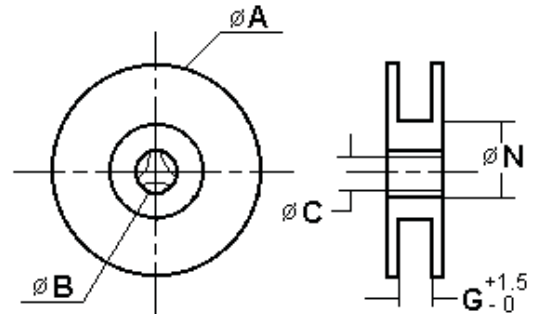
- TAPING DIMENSIONS (UNIT: m m)
- Paper carrier



PartNO.	A	B	F	T
100505	0.65±0.1	1.15±0.1	2.0±0.05	0.8max
160808	1.0±0.2	1.8±0.2	4.0±0.2	1.1max
201209	1.5±0.2	2.3±0.2	4.0±0.2	1.1max


- REEL DIMENSIONS (UNIT mm)

TYPE	REEL	A	B	C	N	G
1005-3225	CF-8	178 ± 2.0	22.0 ± 2.0	12.5 ± 1.5	57 ± 2.0	8
4532-5750	CF-12	330 ± 2.0	22.0 ± 2.0	12.5 ± 1.5	98 ± 2.0	12
8063	CF-16	330 ± 2.0	22.0 ± 2.0	12.5 ± 1.5	110 ± 2.0	16
1080	CF-24	330 ± 2.0	22.0 ± 2.0	12.5 ± 1.5	98 ± 2.0	24



- LEADER AND BLANK PORTION

Blank portions Chip cavity Blank portions Leader



- 0.1 ~ 0.7N

PEELING OFF FORCE : 0.05 to 0.7N in the direction show below.

