■

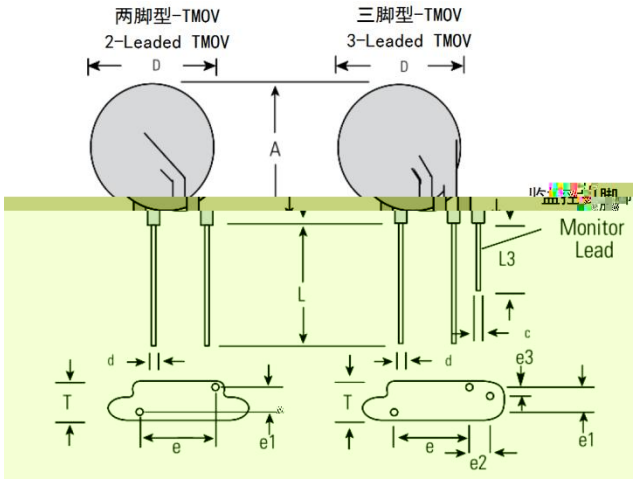

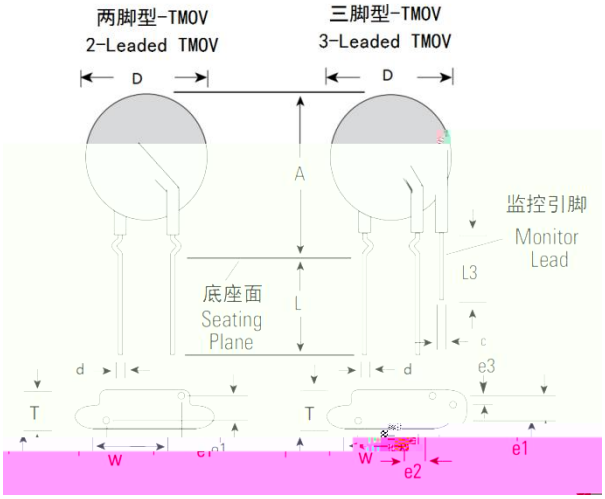

mm

	D	d	W	H	H	L	L	L3	c	e2	e3	T	e1

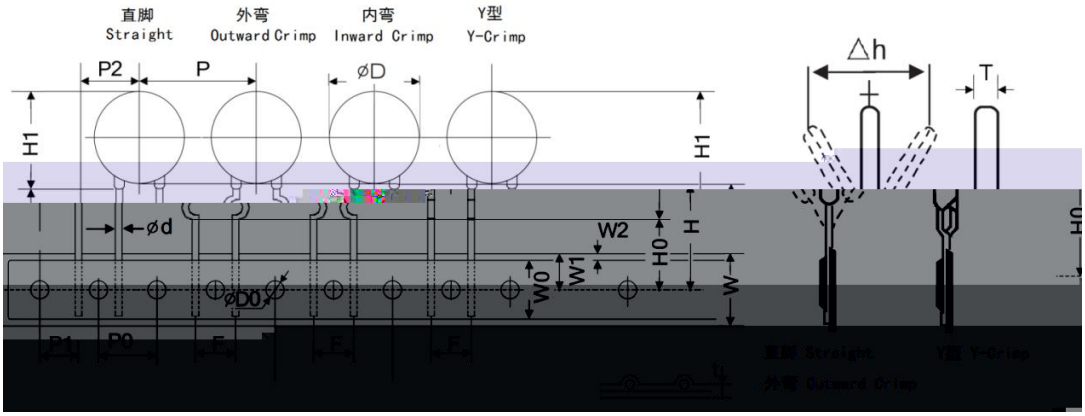
直脚
Straight
外弯
Outward Crimp
内弯
Inward Crimp
Y型
Y-Crimp
P2
P
øD
H1
ød
W2
H0
H
W1
W0
W
øD0
P1
P0
F
△h
T
t

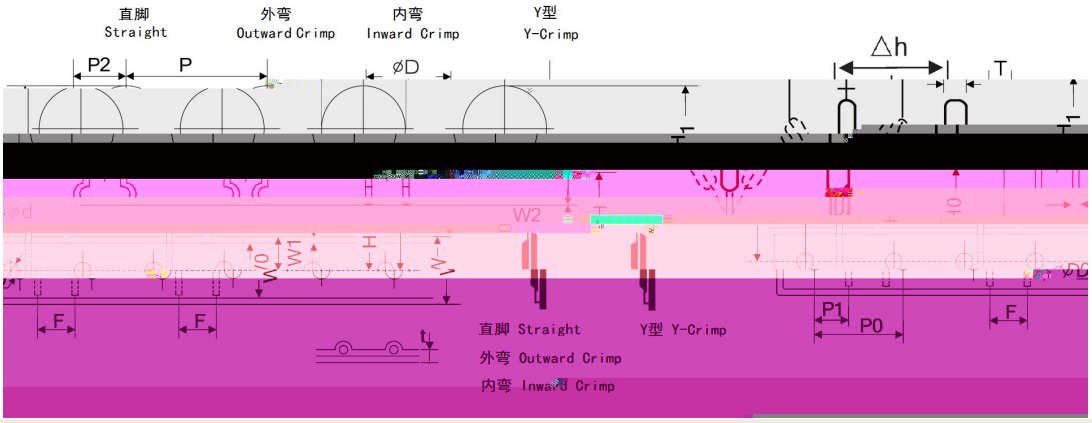
直脚
Straight
外弯
Outward Crimp
内弯
Inward Crimp
Y型
Y-Crimp
P2
P
øD
H1
W2
W1
W0
F
t
直脚 Straight
外弯 Outward Crimp
内弯 Inward Crimp
Y型 Y-Crimp
P1
P0
△h
T


压敏电阻
MOV
输入
Power input
热保护压敏电阻
TMOV Varistor
N
设备
Protected
Equipment

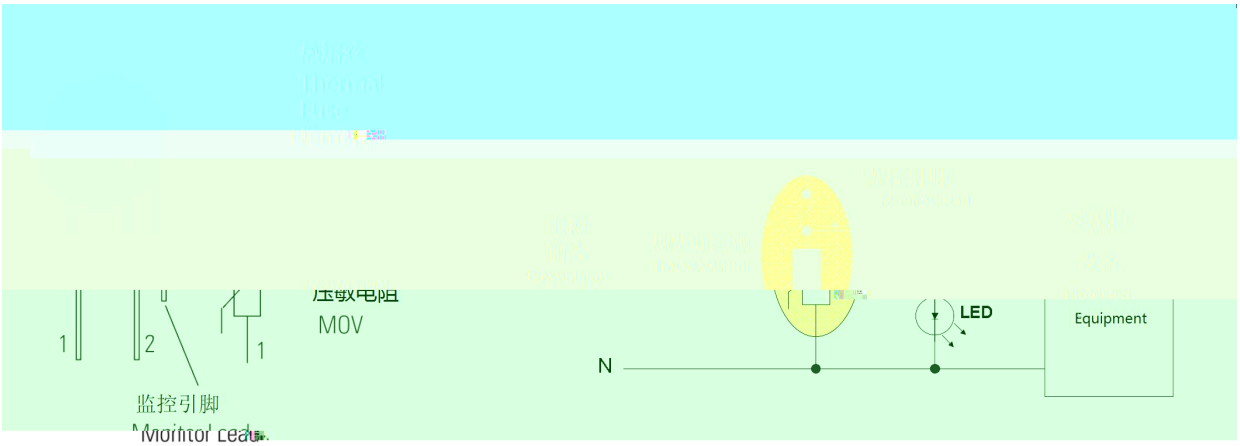
1
2
1
压敏电阻
MOV
监控引脚
N
LED
Equipment

<table>
<tr><td></td><td></td><td></td><td></td><td></td></tr>
<tr><td></td><td></td><td></td><td></td><td></td></tr>
<tr><td></td><td></td><td></td><td></td><td></td></tr>
<tr><td></td><td></td><td></td><td><table><tr><td></td><td></td><td></td></tr><tr><td></td><td></td><td></td></tr><tr><td></td><td></td><td></td></tr><tr><td></td><td></td><td></td></tr><tr><td></td><td></td><td></td></tr></table></td><td></td></tr>
<tr><td></td><td></td><td></td><td></td><td></td></tr>
<tr><td></td><td></td><td></td><td></td><td></td></tr>
<tr><td></td><td></td><td></td><td></td><td></td></tr>
</table>

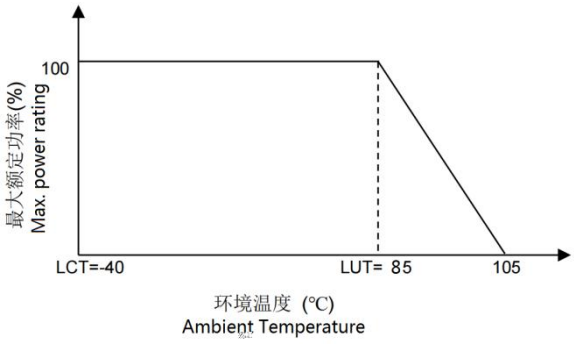
100
最大额定功率(%)
Max. power rating
LCT=-40
LUT= 85
105
环境温度 (℃)
Ambient Temperature

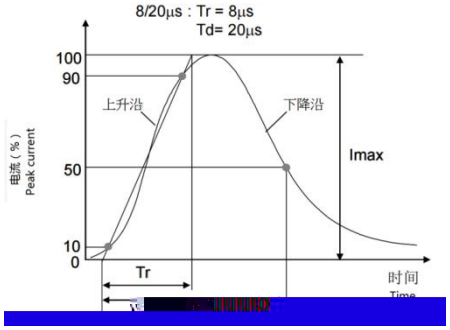
8/20μs : Tr = 8μs
Td= 20μs
100
90
50
10
0
上升沿
下降沿
Imax
电流 (%)
Peak current
Tr
时间
Time

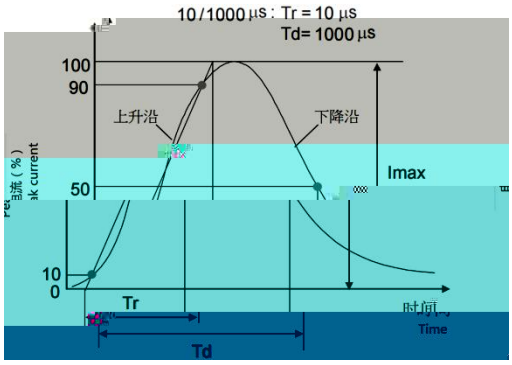
10/1000 μs : Tr = 10 μs
Td= 1000 μs
100
90
50
10
0
上升沿
下降沿
Imax
Tr
Td
时间
Time

			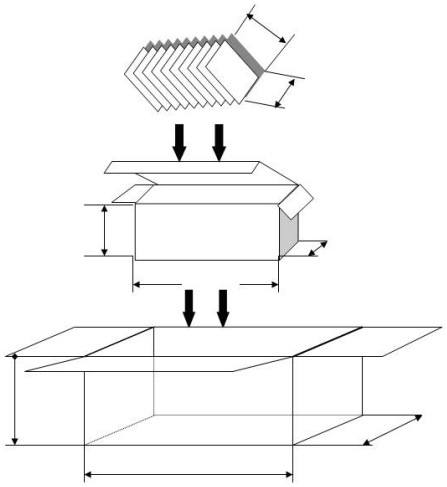

			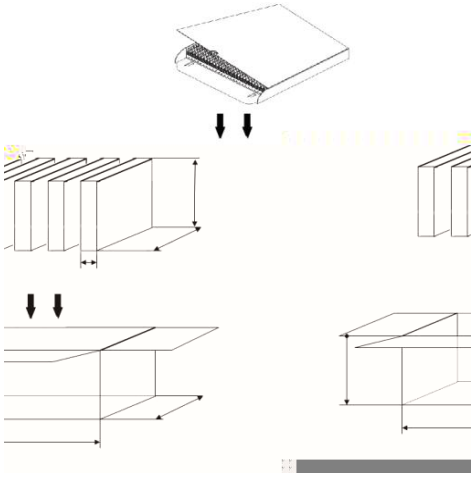

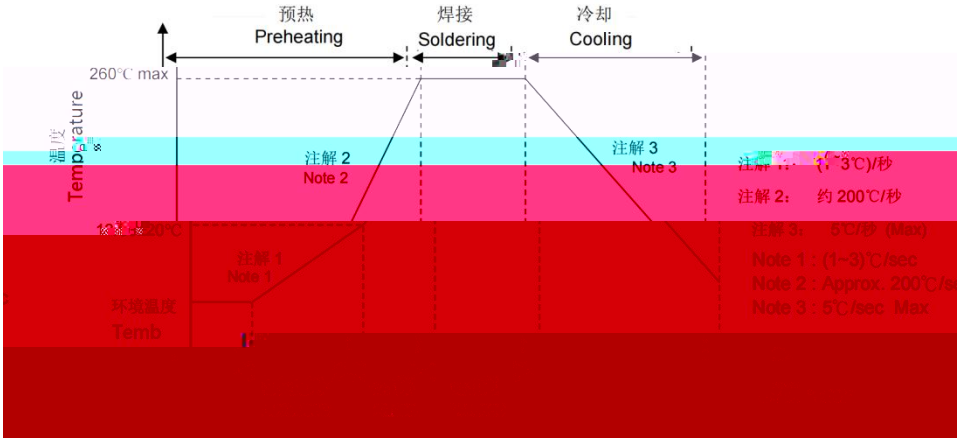
预热
Preheating
焊接
Soldering
冷却
Cooling
260℃ max
温度
Temperature
注解 2
Note 2
注解 3
Note 3
注解 2： 约 200℃/秒
注解 1
Note 1
环境温度
Temb
Note 1 : (1~3)℃/sec
Note 3 : 5℃/sec Max